

# What We Will Be

*For Full Tiered Level Orchestra and Chorus*

Danielle Williams

## For the Massachusetts El Sistema Commission Competition January, 2015

### Program Notes:

The moment a child holds their instrument for the first time, the possibilities of where music will take them are endless. As music educators, we have the chance to see the excitement, challenges, and joy children experience as they grow both as musicians and people. In the philosophy of *El Sistema*, these musical journeys empower children and help to develop their character, behavior, and leadership abilities.

“What We Will Be” is meant to capture this spirit by empowering young musicians to be self-driven leaders and artists through music making. Prepared with the goal of performance without a conductor, students are challenged to collaborate as teammates to bring this piece to life.

It begins as if at the start of a concert when the orchestra members are all chatting, fiddling on their instruments, and preparing for the tuning note. This tuning 'A' can be played by a flute, oboe, or concertmaster. Though the audience may believe the orchestra is merely tuning, the music quickly blossoms into a harmony of open 5ths, out of which a rhythmic motive appears played by the keyboard percussion.

Listeners will suddenly realize that the piece has grown out of this simple yet fundamental note, just as all musical knowledge begins with the of learning one's first note.

The choral moments of “What We Will Be” poses a philosophical question, both to the children performing and to the audience listening -- where will music take us?

How will education and musical experiences shape the lives of these children?

It's up to us as musicians, educators, parents, and a community to provide the nurturing love and support that inspire and shape who these children will someday be.

### Instrumentation:

Flutes 1 and 2 (Can be doubled by Oboes)

Clarinets 1 and 2

Alto Saxophone 1 and 2

Trumpets in Bb 1 and 2

Trombone

Tuba

Snare Drum

Triangle

Bass Drum

Crash Cymbal

Xylophone

Marimba

Violin 1

Violin 2

Violin Beginner Level

Viola 1

Viola Beginner Level

Violincello 1

Violincello Beginner Level


Double Bass

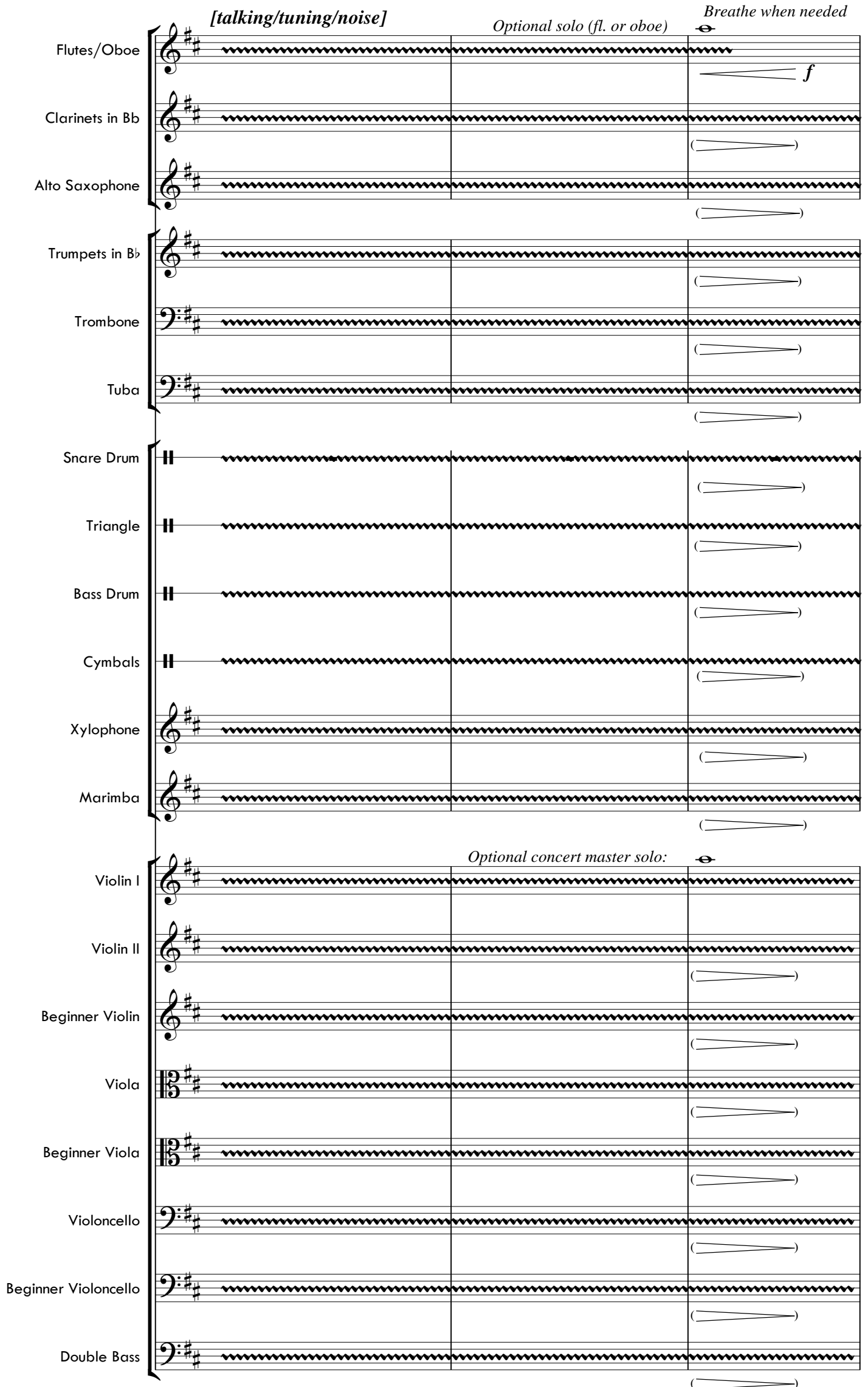
Unison Chorus (To be sung by choir or orchestra musicians)

Other materials necessary: No. 2 Pencils (see m. 57)

# What We Will Be

Danielle Williams

*[talking/tuning/noise]*                      *Optional solo (fl. or oboe)*                      *Breathe when needed* 



Flutes/Oboe                      *f*

Clarinet in Bb

Alto Saxophone

Trumpets in Bb

Trombone

Tuba

Snare Drum


Triangle

Bass Drum

Cymbals

Xylophone

Marimba

*Optional concert master solo:* 

Violin I

Violin II

Beginner Violin

Viola

Beginner Viola

Violoncello

Beginner Violoncello

Double Bass



8  $\bullet = 80$

Fl. *mf*

Cl. *mf*

Alto Sax. *mp*

Tpt.

Tbn.

Tba.

S. D.

Tri.

B. D.

Cym.

Xyl. *f*

Mar. *f*

Vln. I

Vln. II

Vln. III

Vla. *mp*

Vla. II

Vc. *mp*

Vc. II

Db. *mp*

12

Fl.  
Cl.  
Alto Sax.  
Tpt.  
Tbn.  
Tba.  
S. D.  
Tri.  
B. D.  
Cym.  
Xyl.  
Mar.  
Vln. I  
Vln. II  
Vln. III  
Vla.  
Vla. II  
Vc.  
Vc. II  
Db.

*col legno*  
*col legno*  
*pizz.*  
*div.*  
*f*  
*pizz.*  
*arco.*  
*pizz.*  
*div.*

*f*  
*v*  
*v*



20

Fl.

Cl.

Alto Sax.

Tpt.

Tbn.  
*mf*

Tba.  
*mf*

S. D.

Tri.

B. D.

Cym.  
*mf* *l.v.*

Xyl.

Mar.

Vln. I  
*arco*  
*mf*

Vln. II

Vln. III

Vla.  
*v*

Vla. II

Vc.  
*v*

Vc. II

Db.  
*v*



24

Fl.

Cl.

Alto Sax.

Tpt.

Tbn.

Tba.

S. D.

Tri.

B. D.

Cym.

Xyl.

Mar.

Vln. I

Vln. II

Vln. III

Vla.

Vla. II

Vc.

Vc. II

Db.

*mf*

*solo*

*f*

*pp*

*mf*

*p*

*arco*

*p*

*mf*

*mf*

All winds sing

Fl. *p* *f* Mus - ic tell me tell me my stor - y my own song

Cl. *p*

Alto Sax. *p*

Tpt. *p* Music tell me ... tell me my story, my own song

Tbn.

Tba.

S. D.

Tri. *l.v.*

B. D.

Cym.

Xyl. *mf*

Mar.

Vln. I *p*

Vln. II *p*

Vln. III *p*

Vla. *p*

Vla. II *arco* *p*

Vc. *arco* *p*

Vc. II *p*

Db. *p*

35

girls sing

Mus - ic bring me bring me to a place where I be-long And tell me

*p* *mf*

*pp* *mf*

*mp*

*mf* *mf* *mf* *mf* *mf* *mf* *mf* *mf*

*div.* *div.*

*mf*

41

*boys sing* *all sing*

Fl. *3* what I will be And tell me what I will be And we will see what we will be

Cl.

Alto Sax.

Tpt.

Tbn.

Tba.

S. D.

Tri.

B. D.

Cym.

Xyl.

Mar.

Vln. I *3* what I will be And tell me what I will be And we will see what we will be in this

Vln. II *mp*

Vln. III *mp*

Vla. *solo f*

Vla. II *mp*

Vc.

Vc. II

Db. *either solo or soli mf*

46 *play:*  $\text{♩} = 120$

Fl. *mf*

Cl.

Alto Sax.

Tpt.

Tbn. *solo* *p*

Tba. *solo* *p*

S. D.

Tri. *solo* *f*

B. D.

Cym.

Xyl.

Mar.

Vln. I *sul pont*

Vln. II *sul pont* *mf*

Vln. III *mf*

Vla. *tutti* *mf*

Vla. II *mf*

Vc. *mf* *sul pont*

Vc. II *mf*

Db. *mf*

one wild\_ pre - cious life

51

Fl.

Cl.

Alto Sax.

Tpt.

Tbn.

Tba.

S. D. *snare off*  
*mf*

Tri.

B. D. *get audience clapping*

Cym.

Xyl.

Mar.

Vln. I

Vln. II

Vln. III *put down bow*

Vla.

Vla. II

Vc.

Vc. II

Db.

55 *move horn back and forth (dance)*

Fl.

Cl.

Alto Sax.

Tpt.

Tbn.

Tba.

S. D.

Tri.

B. D.

Cym.

Xyl.

Mar.

Vln. I

Vln. II

Vln. III

Vla. I

Vla. II

Vc. I

Vc. II

Db.

*with pencil- let it bounce on strings*

*tap on body of instrument*

*with pencil- let it bounce on strings*

*tap on body of instrument*

*with pencil- let it bounce on strings*

*tap on body of instrument*

*advanced players: bow rhythm, spiccato [bounce]*

R L R L R L R L R

R L R L R L R L R

58

Fl. *mp*

Cl. *mp*

Alto Sax. *mp*

Tpt.

Tbn. *f* *gliss.*

Tba.

S. D.

Tri.

B. D.

Cym.

Xyl. *optional play only top note:*

Mar. *optional play only bottom note:*

Vln. I

Vln. II

Vln. III

Vla. I

Vla. II

Vc. I

Vc. II

Db.



61

Fl. *p*

Cl. *p*

Alto Sax. *p*

Tpt. *p*

Tbn. *gliss.*

Tba. *p*

S. D.

Tri.

B. D.

Cym.

Xyl. *f*

Mar. *f*

Vln. I *f*

Vln. II

Vln. III

Vla. I

Vla. II

Vc. *cello spin*

Vc. II *cello spin*

Db.

64

Fl. *mf*

Cl. *mf*

Alto Sax. *mf*

Tpt.

Tbn. *gliss.*

Tba.

S. D.

Tri.

B. D.

Cym.

Xyl.

Mar.

Vln. I *mf*

Vln. II *mf*

Vln. III

Vla. *arco*

Vla. II

Vc. *arco*

Vc. II *cello spin* *mf*

Db.

67

Fl.

Cl.

Alto Sax.

Tpt.

Tbn.

Tba.

S. D.

Tri.

B. D.

Cym.

Xyl.

Mar.

Vln. I

Vln. II

Vln. III

Vla. I

Vla. II

Vc. I

Vc. II

Db.

*f*

*f*

*f*

70

Fl. *f*

Cl. *f*

Alto Sax. *f*

Tpt. 3

Tbn. 3

Tba.

S. D.

Tri.

B. D.

Cym.

Xyl.

Mar.

Vln. I *f*

Vln. II *f*

Vln. III

Vla. *mf*

Vla. II

Vc. *mf*

Vc. II

Db. *arco*

73

Fl.

Cl.

Alto Sax.

Tpt.

Tbn.

Tba.

S. D.

Tri.

B. D.

Cym.

Xyl.

Mar.

Vln. I

Vln. II

Vln. III

Vla.

Vla. II

Vc.

Vc. II

Db.

76

Fl.

Cl.

Alto Sax.

Tpt.

Tbn.

Tba.

S. D.

Tri.

B. D.

Cym.

Xyl.

Mar.

Vln. I

Vln. II

Vln. III

Vla.

Vla. II

Vc.

Vc. II

Db.

*solo*

*ff*

*ff*

*ff*

*pp*

*f*

*pp*

*mp*

*f*

*mp*

*ff*

*f*

*ff*

*arco*

*p*

*mf*

*arco*

*f*

*ff*

*arco*

*f*

*ff*

*arco*

*f*

*vd*

*vd*

*vd*

81 *sing*

Fl. *And* tell\_\_ me

Cl. *sing* *And* tell\_\_ me

Alto Sax. *sing* *And* tell\_\_ me

Tpt.

Tbn.

Tba. *solo* *p*

S. D.

Tri. *p*

B. D.

Cym.

Xyl.

Mar.

Vln. I *sing or play:* *mf* *And* tell\_\_ me *p*

Vln. II *sing or play:* *mf* *p*

Vln. III *p*

Vla. *sing or play:* *mf* *And* tell\_\_ me *p*

Vla. II *sing or play:* *mf* *And* tell\_\_ me *p*

Vc. *sing or play:* *mf* *And* tell\_\_

Vc. II *mf* *And* tell\_\_

Db.

88

Fl.

Cl.

Alto Sax.

Tpt.

Tbn.

Tba.

S. D.

Tri.

B. D.

Cym.

Xyl.

Mar.

Vln. I

Vln. II

Vln. III

Vla.

Vla. II

Vc.

Vc. II

Db.

*mp*

*mp*

*mf*

*p*



92

Fl. *p* *f*

Cl. *p* *f*

Alto Sax. *p* *f*

Tpt. *f*

Tbn. *f*

Tba. *tutti* *f*

S. D.

Tri.

B. D. *p* *f*

Cym. *p* *f*

Xyl. *f*

Mar. *f*

Vln. I *f*

Vln. II *f*

Vln. III *f*

Vla. *f*

Vla. II *f*

Vc. *f*

Vc. II *f*

Db. *f*

*f*

Detailed description: This is a page of a musical score for a symphony orchestra, page 92. The score is arranged in a standard orchestral layout with woodwinds, brass, percussion, and strings. The woodwind section includes Flute (Fl.), Clarinet (Cl.), and Alto Saxophone (Alto Sax.). The brass section includes Trumpet (Tpt.), Trombone (Tbn.), and Tuba (Tba.). The percussion section includes Snare Drum (S. D.), Triangle (Tri.), Bass Drum (B. D.), Cymbal (Cym.), Xylophone (Xyl.), and Maracas (Mar.). The string section includes Violin I (Vln. I), Violin II (Vln. II), Violin III (Vln. III), Viola (Vla.), Viola II (Vla. II), Violoncello (Vc.), Violoncello II (Vc. II), and Double Bass (Db.). The score is in 2/4 time and the key signature has two sharps (F# and C#). The dynamics range from piano (*p*) to fortissimo (*f*). The woodwinds and brass play sustained notes with crescendos leading to fortissimo. The percussion plays rhythmic patterns, with the Xyl. and Mar. playing a steady eighth-note pattern. The strings play sustained notes, with the Violins and Cellos playing a crescendo leading to fortissimo. The word *tutti* is written above the Tuba part. The page number 92 is in the top left corner.